



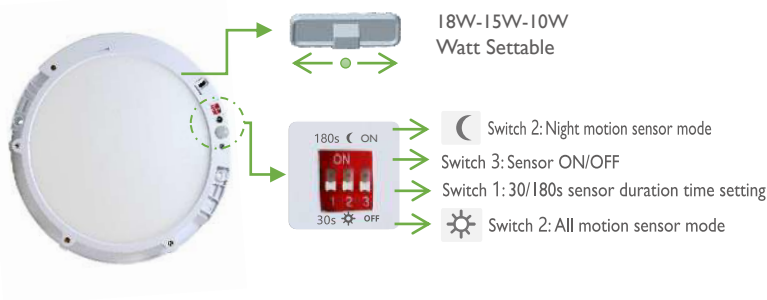
- Round Flush Mount Mini Panel LED DownLight
- Thin profile, for Retrofit or New Construction installation
- Optional control PIR Sensor or Triac Dimming
- 120V input, TRIAC 10-100%, J-Box remote
- Excellent high CRI 90+, Lumileds LED
- High efficacy >110 lm/W
- Suitable for using in Damp location
- ETL, FCC, ES, RoHS compliant
- 50,000H @L70 long lifetime



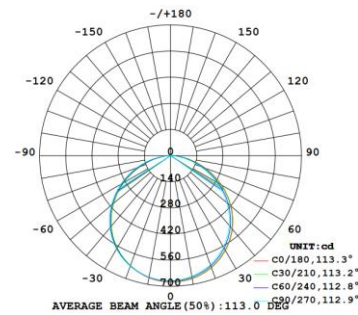
ORDERING GUIDE

PART #	SIZE	INPUT (Vac)	OUTPUT (W)	LUMEN OUTPUT (LM)	CRI	CCT (K)	CONTROL	FINISH	CERTIFICATION
RFPD-918-3WIR	9"	120	18-15-10 selectable	1987-1693-1213	90	3000/4000/5000	PIR Sensor	WHITE	ETL, ES
RFPD-918-3CIR	9"	120	18	1987	90	3000-4000-5000 selectable	PIR Sensor	WHITE	ETL, ES
RFPD-918-3CD	9"	120	18	1987	90	3000-4000-5000 selectable	Triac Dimming	WHITE	ETL, ES

KEY FEATURES



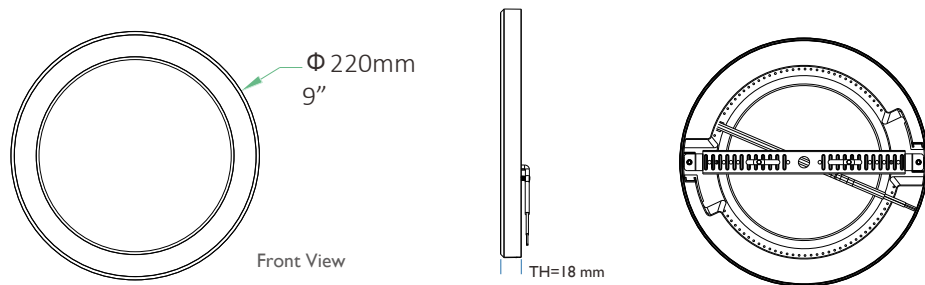
LUMINAIRE PHOTOMETRIC



IESNA	LM-63-2002
Light source	SMD LED
Output Watts	18
CCT	4000K
Total Lumens	1986
Efficiency	114.21 LPW
Beam Angle	113°

DIMENSION

Size (mm)	9"
Dia.	220
TH	18



PACKAGING

PART#	INNER BOX	UNIT / BOX	MASTER BOX	WEIGHT	UNITS/40'HQ FCL	VOLUMN	WEIGHT
RFPD-918	230x227x27mm	20	272x295x245mm	9.2KG	38,000	65CBM	17,480 KG